



NARRATIVE
RESEARCH

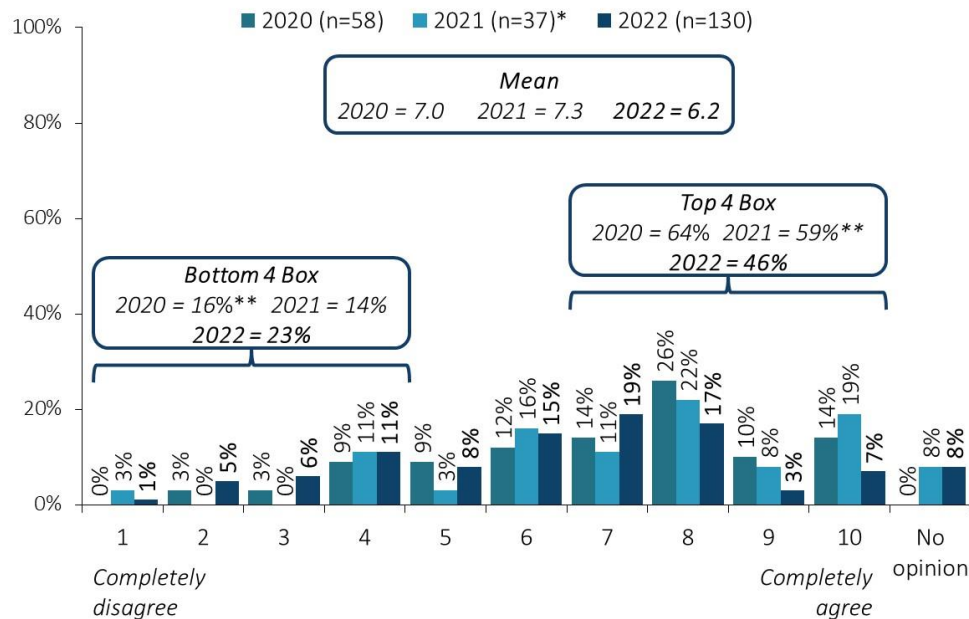
Transit and Transportation



Brampton is viewed as moderately accessible from other regions, but difficult to navigate within.

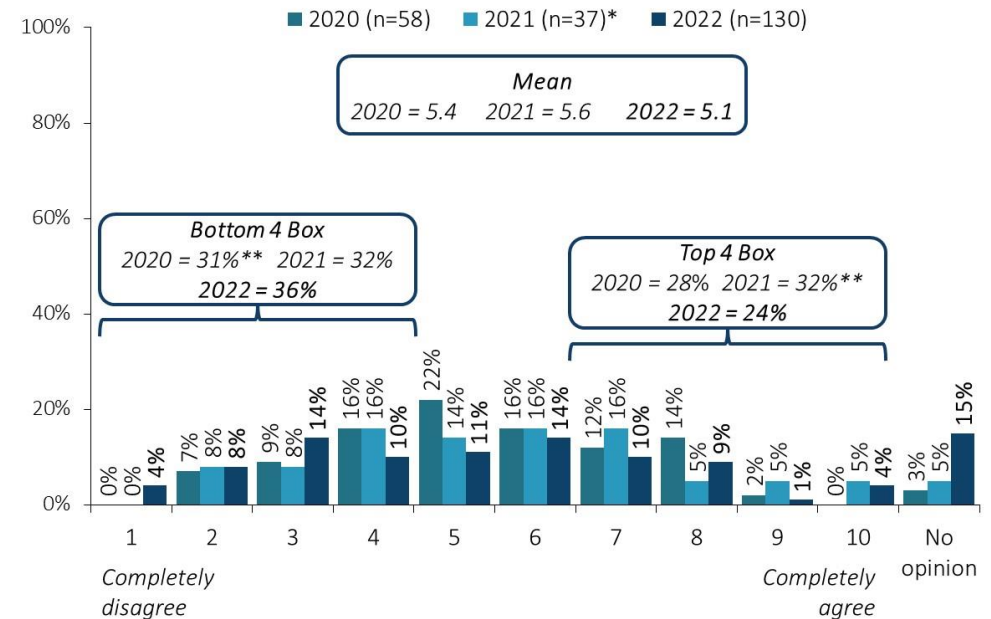
Business leaders are less likely to consider Brampton to be **accessible from other regions** in 2022 (46%; down 13 points). Agreement that it is easy to get around Brampton has declined since last year and now stands at 24 percent (down 8 points). (Tables C1 and C2)

City of Brampton is Easily Accessible From Other Regions



Q.C1: To what extent do you agree that the City of Brampton is easily accessible from other regions? Note: Responses of 'No opinion' are excluded from the calculation of the mean. *Caution: Small sample size. **Due to rounding.

Easy to Get Around Within Brampton



Q.C2: And to what extent do you agree that it is easy to get around within Brampton? Note: Responses of 'No opinion' are excluded from the calculation of the mean. *Caution: Small sample size. **Due to rounding.



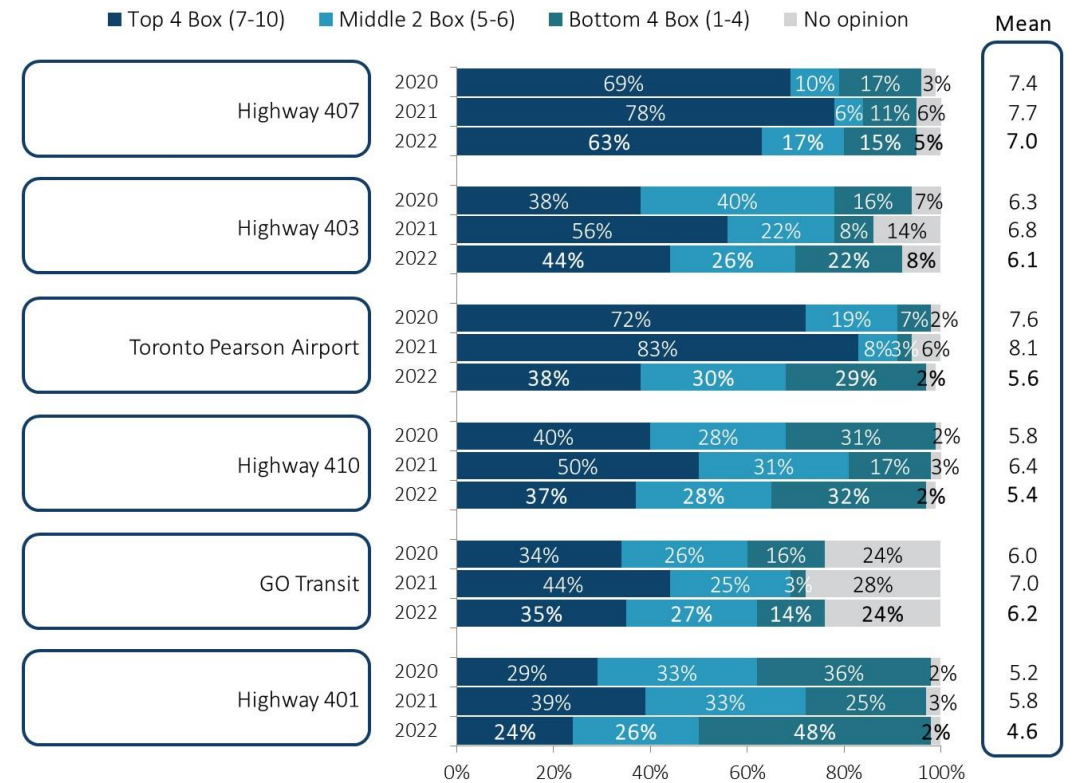
Satisfaction with Transportation Assets

Satisfaction across all transportation assets has declined from one year ago, most notably, Toronto Pearson Airport.

Satisfaction with local and surrounding transportation assets has generally declined in the last year. Business leaders are now highly dissatisfied with **Toronto Pearson Airport** (38%; down 45 points). Satisfaction remains highest (albeit down from last year) with **Highway 407** (63%; down 15 points), while **Highway 403** (44%; down 12 years), **Highway 410** (37%; down 13 points) and **Highway 401** (24%; down 15 points), garner lower satisfaction ratings. Satisfaction with **GO Transit** remains somewhat lower than with past years (35%; down 9 points), however, it is note worthy that one-quarter of respondents provided no opinion. (Table C3a-f)

Satisfaction with Local and Surrounding Transportation Assets

Ratings on 1-10 Scale, 1=Completely dissatisfied, 10=Completely satisfied



Q.C3a-f: Thinking of local and surrounding transportation assets, how satisfied are you with...? (2020: n=58; 2021: n=36*; 2022: n=130)
Note: Responses of 'No opinion' are excluded from the calculation of the mean. *Caution: Small sample size.

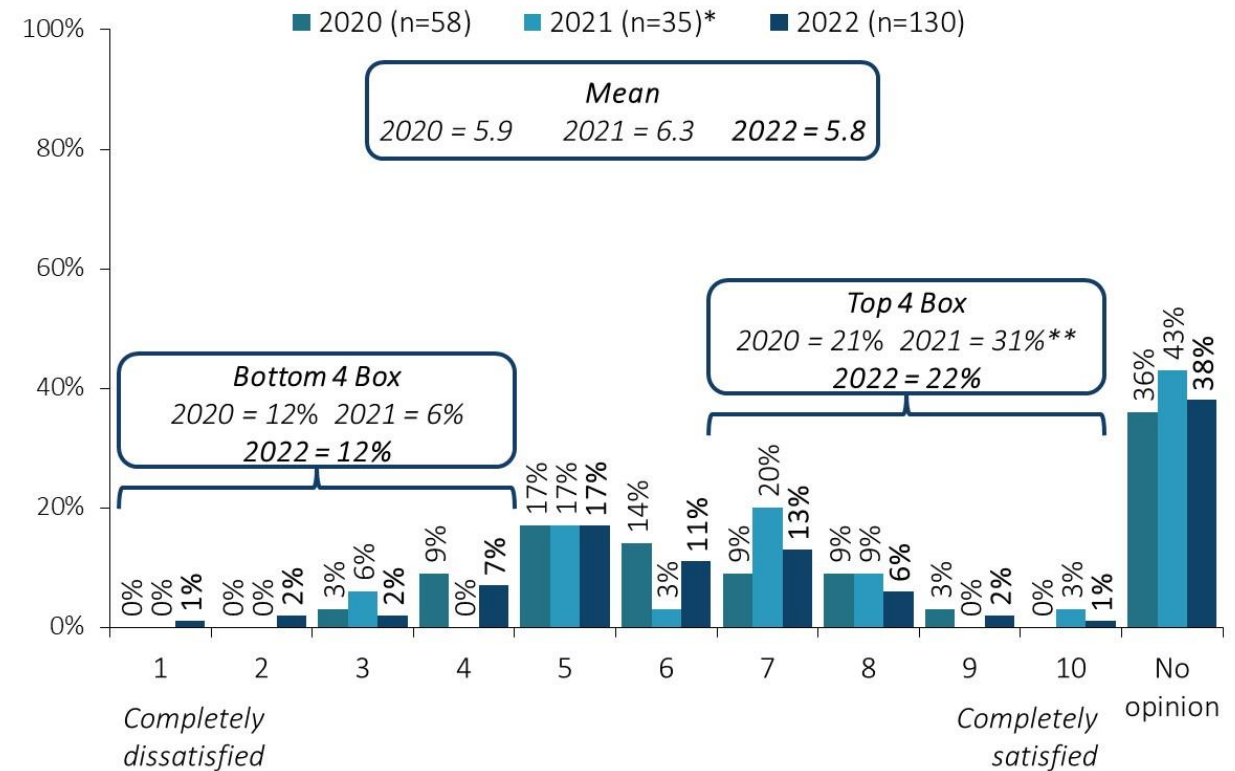


Satisfaction with Brampton Transit

Overall satisfaction with Brampton transit remains low among those who provided an opinion.

Overall, satisfaction with Brampton Transit is low, with two in ten business leaders giving top box (7-10) satisfaction scores concerning the transit system (22%; down 9 points). Importantly, as is consistent with the past years of research, nearly four in ten respondents had no opinion. (Table C5)

Satisfaction with Brampton Transit



Q.C5: How satisfied are you with Brampton Transit, Brampton's current public transit system? Note: Responses of 'No opinion' are excluded from the calculation of the mean. *Caution: Small sample size. **Due to rounding.

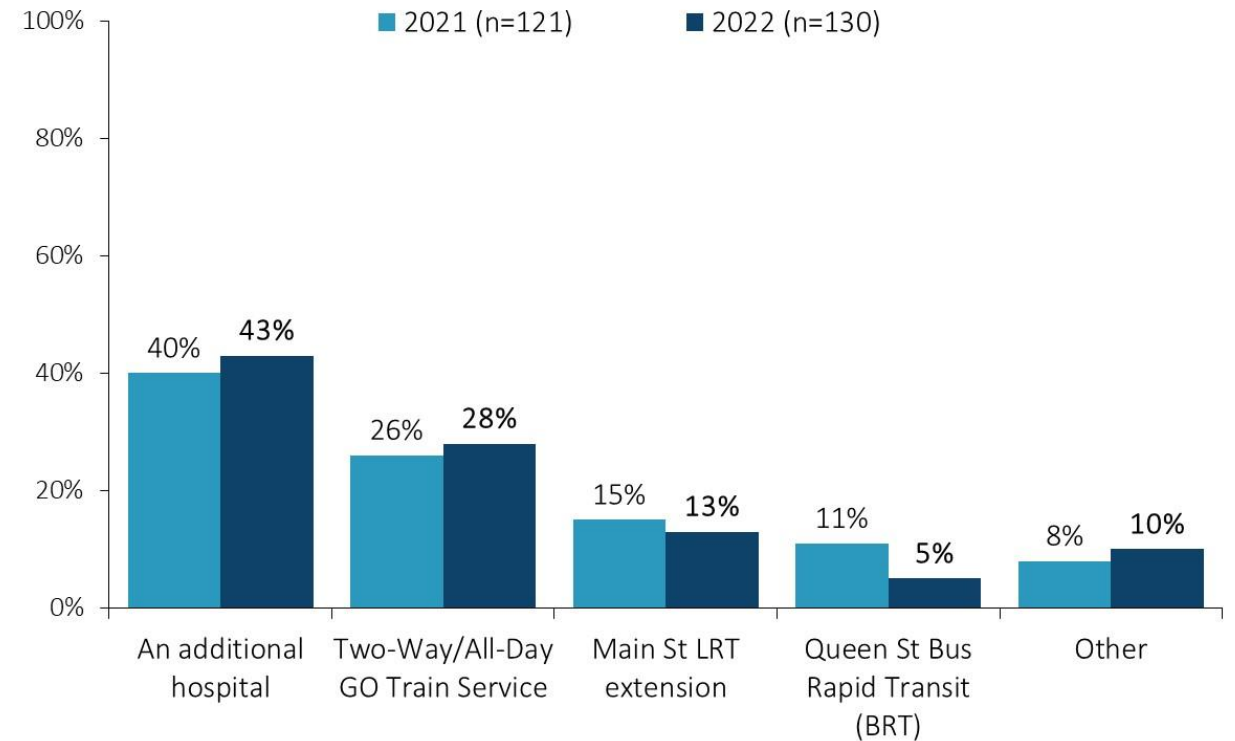


More than four in ten business leaders believe that an additional hospital is the highest priority for the city of Brampton.

Business leaders were asked to choose among four different potential priority infrastructure projects. More than four in ten respondents chose *an additional hospital*, while three in ten chose *two-way/all-day GO train service*. Other projects were less commonly selected. (Table A26)

Should Be Highest Priority

Total Aided Mentions



Q.A26: The business community has identified a number of priority projects. Of the following, which one do you think should be highest priority? *Note: New question in 2021.*